


# PRODUCT DATASHEET

## Vintage 1906 GLOBE 28 4 W/2000 K E27

Vintage 1906® LED | LED lamps, vintage edition



---

### Areas of application

- Perfect for decorative installations
- Domestic applications
- General illumination
- Outdoor use in outdoor luminaires only (minimum IP65)

---

### Product benefits

- Very low energy consumption
- Instant 100 % light, no warm-up time
- Can be easily fitted instead of ordinary light bulbs
- Lamps with innovative LED "filament" technology

---

### Product features

- LED lamps for line voltage
- Lamp made of glass
- Lifetime: up to 15,000 h
- Beam angle: up to 360°
- Good quality of light; color rendering index  $R_a \geq 80$ ; constant chromaticity



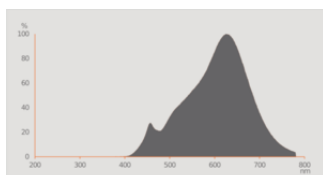
TECHNICAL DATA

Electrical data

|  |             |
|--|-------------|
| Nominal wattage                          | 4 W         |
| Construction wattage                     | 4.00 W      |
| Nominal voltage                          | 220...240 V |
| Claimed equiv. conventional lamp power   | 28 W        |
| Nominal current                          | 32 mA       |
| Type of current                          | AC          |
| Inrush current                           | 1.5 A       |
| Operating frequency                      | 50...60 Hz  |
| Mains frequency                          | 50...60 Hz  |
| Max. lamp no. on circuit break. 10 A (B) | 400         |
| Max. lamp no. on circuit break. 16 A (B) | 480         |
| Power factor $\lambda$                   | > 0.50      |

Photometrical data

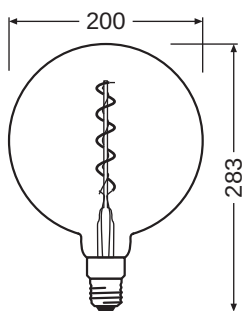
|   |                     |
|---|---------------------|
| Luminous flux                           | 300 lm              |
| Nominal useful luminous flux 90°        | 300 lm              |
| Luminous efficacy                       | 75 lm/W             |
| Lumen main.fact.at end of nom.life time | 0.70                |
| Light color (designation)               | Warm Comfort Light  |
| Color temperature                       | 2000 K              |
| Color rendering index Ra                | ≥80                 |
| Light color                             | 820                 |
| Standard deviation of color matching    | ≤6 sdc <sub>m</sub> |
| Rated LLMF at 6,000 h                   | 0.80                |
| Flickering metric (Pst LM)              | 1.0                 |
| Stroboscope effect metric (SVM)         | 0.9                 |



### Light technical data

|                                    |          |
|------------------------------------|----------|
| Beam angle                         | 300 °    |
| Warm-up time (60 %)                | < 0.50 s |
| Starting time                      | < 0.5 s  |
| Rated beam angle (half peak value) | 300.00 ° |

### Dimensions & Weight



|                  |           |
|------------------|-----------|
| Overall length   | 287.00 mm |
| Diameter         | 200.00 mm |
| Maximum diameter | 200 mm    |
| Product weight   | 275.00 g  |

### Temperatures & operating conditions

|                                      |              |
|--------------------------------------|--------------|
| Ambient temperature range            | -20...+40 °C |
| Maximum temperature at tc test point | 65 °C        |

### Lifespan

|                                     |         |
|-------------------------------------|---------|
| Nominal lamp life time              | 15000 h |
| Number of switching cycles          | 100000  |
| Lumen maintenance at end of serv    | 0.70    |
| Rated lamp survival factor at 6,000 | ≥ 0.90  |

### Additional product data

|                             |        |
|-----------------------------|--------|
| Base (standard designation) | E27    |
| Mercury content             | 0.0 mg |
| Mercury-free                | Yes    |
| Design / version            | Clear  |

|                |  |
|----------------|--|
| Product remark | All technical parameters apply to the entire lamp / Due to the complex production process for light-emitting diodes, the typical values shown for the technical LED parameters are purely statistical values that do not necessarily match the actual technical parameters of each individual product, which can vary from the typical value |
|----------------|--|

### Capabilities

|          |    |
|----------|----|
| Dimmable | No |
|----------|----|

### Certificates & Standards

|  |                 |
|--|-----------------|
| Energy efficiency class                      | G <sup>1)</sup> |
| Energy consumption                           | 5.00 kWh/1000h  |
| Type of protection                           | IP20            |
| Standards                                    | CE / EAC        |
| Photobiological safety group acc. to EN62778 | RG0             |

<sup>1)</sup> Energy efficiency class (EEC) on a scale of A (highest efficiency) to G (lowest efficiency)

### Country-specific categorizations

|                 |                 |
|-----------------|-----------------|
| Order reference | 1906LEDBGLB 4W/ |
|-----------------|-----------------|

### Energy labelling regulation data acc EU 2019/2015

|   |              |
|---|--------------|
| Lighting technology used                            | LED          |
| Non-directional or directional                      | NDLS         |
| Mains or non-mains                                  | MLS          |
| Light source cap-type (or other electric interface) | E27          |
| Connected light source (CLS)                        | No           |
| Color-tuneable light source                         | No           |
| Envelope  | No           |
| High luminance light source                         | No           |
| Anti-glare shield                                   | No           |
| Correlated colour temperature type                  | SINGLE_VALUE |
| Claim of equivalent power                           | Yes          |
| Length  | 287.00 mm    |
| Height  | 200.00 mm    |
| Width   | 200.00 mm    |
| Chromaticity coordinate x                           | 0.527        |
| Chromaticity coordinate y                           | 0.413        |
| R9 Colour rendering index                           | 0.00         |

|  |                |
|--|----------------|
| Beam angle   | SPHERE_360     |
| Survival factor                                      | 0.90           |
| Displacement factor                                  | 0.40           |
| LED light source replaces a fluorescent light source | not applicable |
| EPREL ID   | 523211         |
| Model number   | AC32400        |

## DOWNLOAD DATA

### DOWNLOAD DATA



PRODUCT DATASHEET  
RF1906 GLOBE 28 5 W 2000K E27

## LOGISTICAL DATA

| Product code  | Packaging unit (Pieces/Unit) | Dimensions (length x width x height) | Gross weight | Volume                |
|---------------|------------------------------|--------------------------------------|--------------|-----------------------|
| 4058075092013 | Folding box<br>1             | 225 mm x 225 mm x 356 mm             | 460.00 g     | 18.02 dm <sup>3</sup> |
| 4058075092020 | Shipping box<br>4            | 474 mm x 474 mm x 388 mm             | 2855.00 g    | 87.17 dm <sup>3</sup> |

The mentioned product code describes the smallest quantity unit which can be ordered. One shipping unit can contain one or more single products. When placing an order, for the quantity please enter single or multiples of a shipping unit.

## DISCLAIMER

Subject to change without notice. Errors and omission excepted. Always make sure to use the most recent release.