

# PRODUCT DATASHEET

## DULUX S LED EM 4 W/3000 K

OSRAM DULUX® S LED EM & AC MAINS | LED replacement for short CFLni, with 2-pin G23 base for CCG and AC mains operation



### Areas of application

- Supermarkets and department stores
- Walkways and corridors
- Hotels, restaurants

### Product benefits

- Quick, simple and safe replacement without rewiring
- Low energy consumption
- Easy relamping thanks to compact design
- Operation directly on 230 V AC mains possible

### Product features

- LED replacement for conventional compact fluorescent lamps for use in CCG luminaires or on AC mains
- Type of protection: IP20
- Lifetime: up to 30,000 h
- Single-ended two-pin plug-in G23 base



## TECHNICAL DATA

### Electrical data

Nominal wattage	4.5 W
Construction wattage	4.50 W
Nominal voltage	220...240 V
Claimed equiv. conventional lamp power	9 W
Nominal current	40 mA
Type of current	AC
Operating frequency	50...60 Hz
Mains frequency	50...60 Hz
Max. lamp no. on circuit break. 10 A (B)	120
Max. lamp no. on circuit break. 16 A (B)	192
Total harmonic distortion	≤ 160 %
Power factor $\lambda$	> 0.50

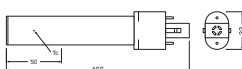
### Photometrical data

Luminous flux	450 lm
Luminous efficacy	100 lm/W
Lumen main.fact.at end of nom.life time	0.70
Light color (designation)	Warm White
Color temperature	3000 K
Color rendering index Ra	> 80
Light color	830
Standard deviation of color matching	≤ 6 sdcM

### Light technical data

Beam angle	120 °
Warm-up time (60 %)	< 0.50 s
Starting time	< 0.5 s
Rated beam angle (half peak value)	120.00 °

### Dimensions & Weight



Overall length	166.00 mm
Length with base excl. base pins/connection	126,00 mm
Diameter	33.00 mm
Maximum diameter	33 mm
Product weight	42.00 g

### Temperatures & operating conditions

Ambient temperature range	-20...+45 °C
Maximum temperature at tc test point	60 °C

### Lifespan

Nominal lamp life time	30000 h
Number of switching cycles	200000
Lumen maintenance at end of serv	0.70
Rated lamp survival factor at 6,000	≥ 0.90

### Additional product data

Base (standard designation)	G23
Mercury content	0.0 mg
Mercury-free	Yes
Design / version	Frosted

### Capabilities

Dimmable	No
----------	----

### Certificates & Standards

Energy efficiency class	A+ <sup>1)</sup>
Energy consumption	5.00 kWh/1000h
Type of protection	IP20
Standards	CE
Photobiological safety group acc. to EN62778	RG1

<sup>1)</sup> Energy efficiency class (EEC) on a scale of A++ (highest efficiency) to E (lowest efficiency)

### Country-specific categorizations

Order reference	DULUX S9LED 4,5
-----------------	-----------------

### LOGISTICAL DATA

Temperature range at storage	-20...+80 °C
------------------------------	--------------





### Energy labelling regulation data acc EU 2019/2015

Light source cap-type (or other electric interface)	G23
Length	166.00 mm
Height	33.00 mm
Width	33.00 mm

### Safety advice

- Suitable for tandem operation.

### DOWNLOAD DATA

DOWNLOAD DATA	
	PRODUCT DATASHEET DULUX S LED EM 4.5 W 3000K DATASHEET
	Declarations of conformity EC Declaration of Conformity Dulux_S_LED
	IES file (IES) AC12054_DULUX S9LED 4,5W 830 230V EM
	LDT file (Eulumdat) AC12054_DULUX S9LED 4,5W 830 230V EM

### LOGISTICAL DATA

Product code	Packaging unit (Pieces/Unit)	Dimensions (length x width x height)	Gross weight	Volume
4058075135284	Folding box 1	24 mm x 36 mm x 175 mm	67.00 g	0.15 dm <sup>3</sup>
4058075135291	Shipping box 10	195 mm x 190 mm x 72 mm	655.00 g	2.67 dm <sup>3</sup>

The mentioned product code describes the smallest quantity unit which can be ordered. One shipping unit can contain one or more single products. When placing an order, for the quantity please enter single or multiples of a shipping unit.

### DISCLAIMER

Subject to change without notice. Errors and omission excepted. Always make sure to use the most recent release.