

PRODUCT DATASHEET

DULUX S LED EM 6 W/4000 K

OSRAM DULUX® S LED EM & AC MAINS | LED replacement for short CFLni, with 2-pin G23 base for CCG and AC mains operation



Areas of application

- Supermarkets and department stores
- Walkways and corridors
- Hotels, restaurants

Product benefits

- Quick, simple and safe replacement without rewiring
- Low energy consumption
- Easy relamping thanks to compact design
- Operation directly on 230 V AC mains possible

Product features

- LED replacement for conventional compact fluorescent lamps for use in CCG luminaires or on AC mains
- Type of protection: IP20
- Lifetime: up to 30,000 h
- Single-ended two-pin plug-in G23 base



TECHNICAL DATA

Electrical data

Nominal wattage	6 W
Construction wattage	6.00 W
Nominal voltage	220...240 V
Claimed equiv. conventional lamp power	11 W
Nominal current	50 mA
Type of current	AC
Operating frequency	50...60 Hz
Mains frequency	50...60 Hz
Max. lamp no. on circuit break. 10 A (B)	75
Max. lamp no. on circuit break. 16 A (B)	120
Total harmonic distortion	≤ 160 %
Power factor λ	> 0.50

Photometrical data

Luminous flux	700 lm
Luminous efficacy	116 lm/W
Lumen main.fact.at end of nom.life time	0.70
Light color (designation)	Cool White
Color temperature	4000 K
Color rendering index Ra	> 80
Light color	840
Standard deviation of color matching	≤ 6 sdc _m

Light technical data

Beam angle	120 °
Warm-up time (60 %)	< 0.50 s
Starting time	< 0.5 s
Rated beam angle (half peak value)	120.00 °

Dimensions & Weight



Overall length	237.00 mm
Length with base excl. base pins/connection	114,00 mm
Diameter	33.00 mm
Maximum diameter	33 mm
Product weight	55.00 g

Temperatures & operating conditions

Ambient temperature range	-20...+45 °C
Maximum temperature at tc test point	65 °C

Lifespan

Nominal lamp life time	30000 h
Number of switching cycles	200000
Lumen maintenance at end of serv	0.70
Rated lamp survival factor at 6,000	≥ 0.90

Additional product data

Base (standard designation)	G23
Mercury content	0.0 mg
Mercury-free	Yes
Design / version	Frosted

Capabilities

Dimmable	No
----------	----

Certificates & Standards

Energy efficiency class	A++ ¹⁾
Energy consumption	6.00 kWh/1000h
Type of protection	IP20
Standards	CE
Photobiological safety group acc. to EN62778	RG1

¹⁾ Energy efficiency class (EEC) on a scale of A++ (highest efficiency) to E (lowest efficiency)

Country-specific categorizations

Order reference	DULUX S11LED 6W
-----------------	-----------------

LOGISTICAL DATA

Temperature range at storage	-20...+80 °C
------------------------------	--------------





Energy labelling regulation data acc EU 2019/2015

Light source cap-type (or other electric interface)	G23
Length	237.00 mm
Height	33.00 mm
Width	33.00 mm

Safety advice

- Suitable for tandem operation.

DOWNLOAD DATA

DOWNLOAD DATA	
	PRODUCT DATASHEET DULUX S LED EM 6 W 4000K DATASHEET
	Declarations of conformity EC Declaration of Conformity Dulux_S_LED
	IES file (IES) AC12057_DULUX S11LED 7W 840 230V EM
	LDT file (Eulumdat) AC12057_DULUX S11LED 7W 840 230V EM

LOGISTICAL DATA

Product code	Packaging unit (Pieces/Unit)	Dimensions (length x width x height)	Gross weight	Volume
4058075135345	Folding box 1	24 mm x 36 mm x 245 mm	83.00 g	0.21 dm ³
4058075135352	Shipping box 10	265 mm x 195 mm x 75 mm	873.00 g	3.88 dm ³

The mentioned product code describes the smallest quantity unit which can be ordered. One shipping unit can contain one or more single products. When placing an order, for the quantity please enter single or multiples of a shipping unit.

DISCLAIMER

Subject to change without notice. Errors and omission excepted. Always make sure to use the most recent release.